

Scaled data based on original data using  
LM-79-08 Approved Method: Electrical and Photometric Measurements of Solid-  
State Lighting Products

Test Report Prepared for  
Cooper Lighting Solutions  
(formerly Eaton)

Brand: McGRAW-EDISON

Report Number: P270021

Luminaire Tested: **GPC-AF-02-LED-E1-RW-7027**

Issue Date: 3/3/2020

**Test Information**

Test Method: LM-79-08  
Report Number: P270021  
TEST IS SCALED FROM IESNA LM-79-08 TEST DATA (P24166)  
Test Lab: INNOVATION CENTER P2  
Issue Date: 3/3/2020  
Manufacturer: COOPER LIGHTING SOLUTIONS (FORMERLY EATON)  
Product Line: MCGRAW-EDISON  
Catalog Number: GPC-AF-02-LED-E1-RW-7027  
Description: GALLEON PEDESTRIAN LUMINAIRE  
(2) 70 CRI, 2700K, 1050mA LIGHTSQUARES WITH 16 LEDS EACH AND RECTANGULAR WIDE OPTICS  
Light Source: -  
Ballast/Driver: ELECTRONIC DRIVER

**Summary**

Lumens per Lamp: N/A  
Luminaire Lumens: 11031.8 lumens  
Efficiency: N/A  
Efficacy: 97.6 lumens/watt  
Luminous Opening: Rectangular (W 1' x L: 0.5' x H: 0')  
IES Classification: Type II - Medium - Full Cutoff  
BUG Rating: B3 - U0 - G3

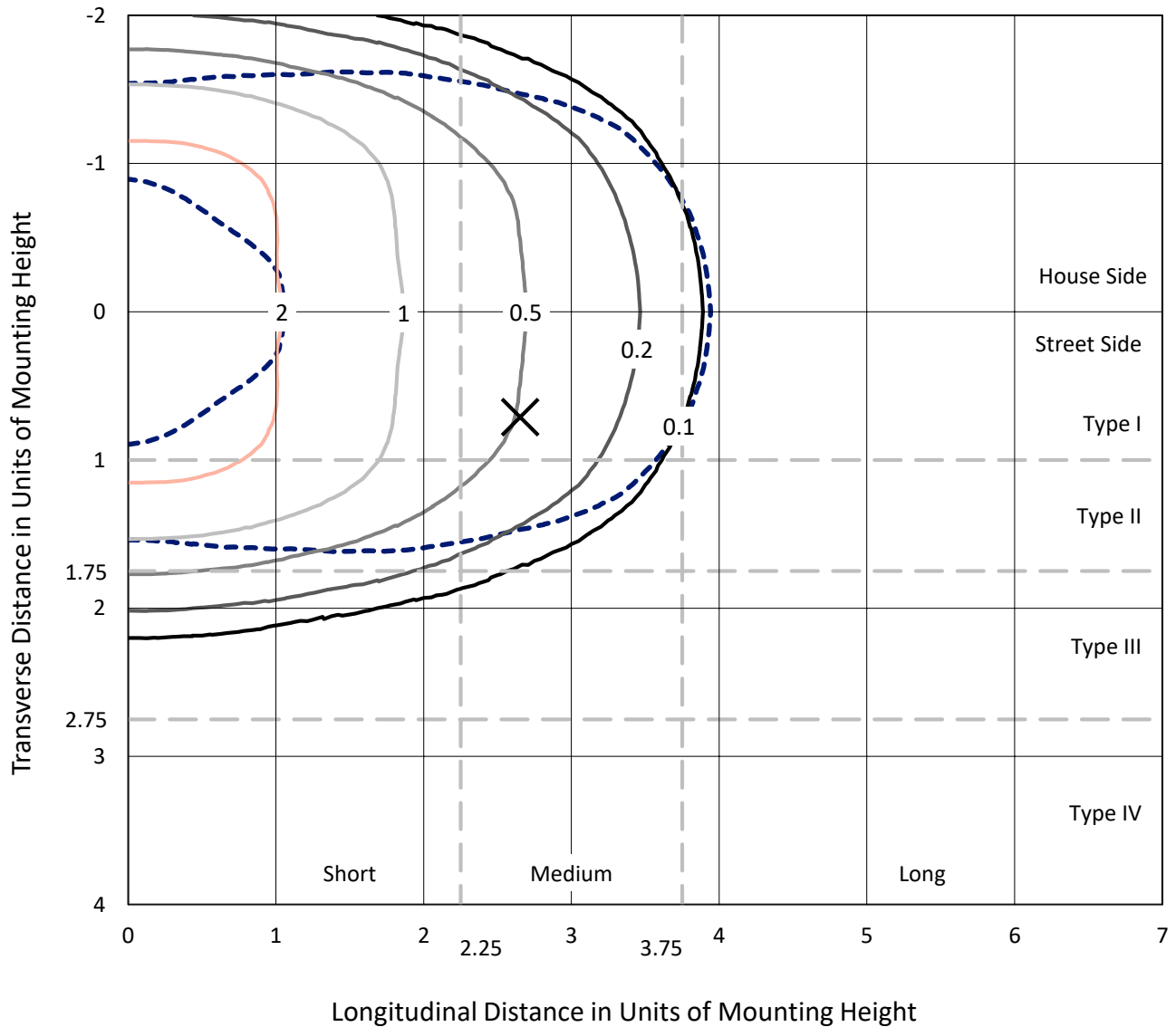
Input Watts (W): 113  
Input Voltage (V): NR  
Input Current (Ain): NR  
Voltage Rise (V): NR  
Power Factor: NR  
Total Harmonic Distortion (THDi): NR  
Frequency (hertz): 60  
Stabilization Time: NR  
Operation Time: NR  
Ambient Temperature (°C): NR  
Test Distance: 25 FT



REPORT NUMBER: P270021  
 CATALOG NUMBER: GPC-AF-02-LED-E1-RW-7027

### Iso-Footcandle Lines of Horizontal Illumination

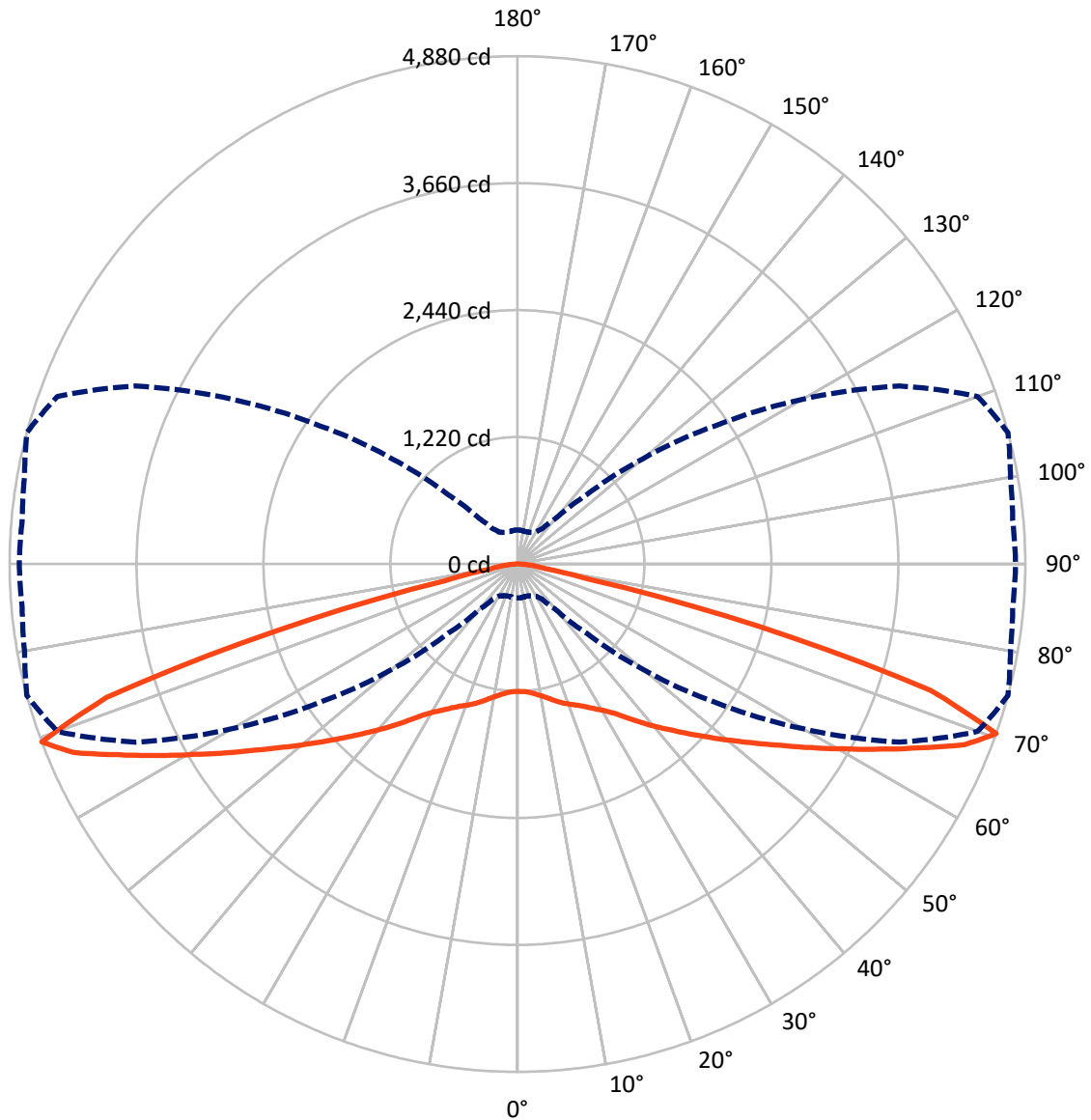
× Max cd  
 - - - 1/2 Max cd



Based on 20 foot mounting height. Maximum calculated value = 3.1 fc  
 Type II - Medium - Full Cutoff

REPORT NUMBER: P270021  
CATALOG NUMBER: GPC-AF-02-LED-E1-RW-7027

### Luminous Intensity Polar Plot



— Vertical Plane Through 75-Deg Lateral      - - - Horizontal Cone Through 70-Deg Vertical

REPORT NUMBER: P270021

CATALOG NUMBER: GPC-AF-02-LED-E1-RW-7027

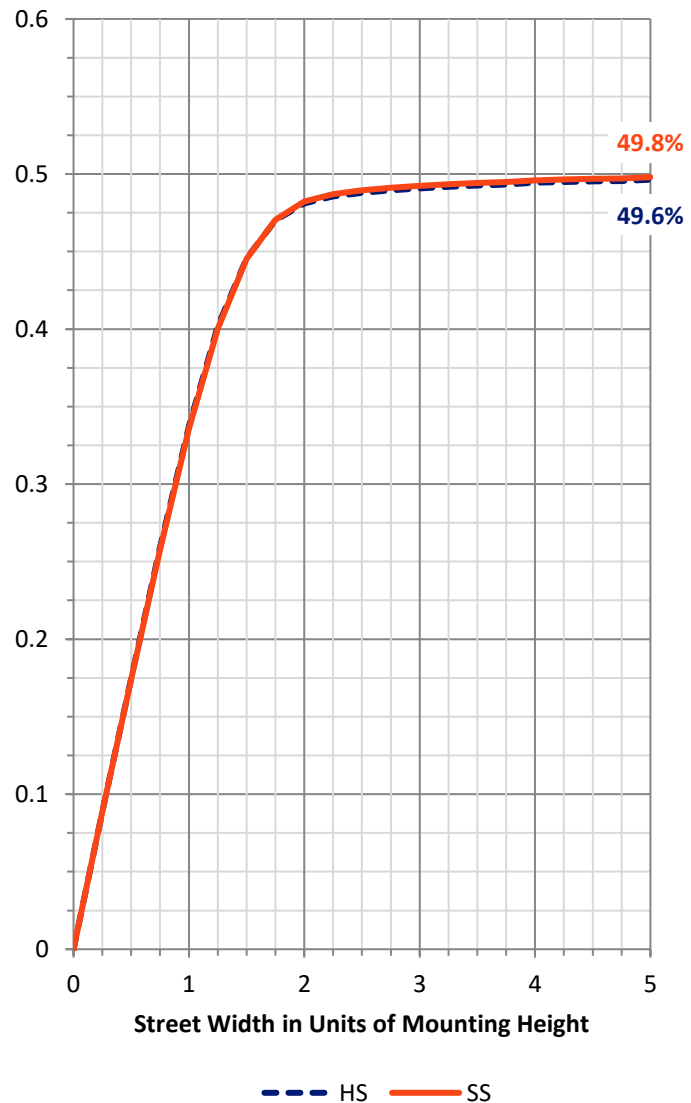
**FLUX DISTRIBUTION:**

		Downward	Upward	Total
<b>House Side</b>	Lumens	5515.9	0.0	5515.9
	% Fixture	50.0	0.0	50.0
<b>Street Side</b>	Lumens	5515.9	0.0	5515.9
	% Fixture	50.0	0.0	50.0
<b>Total</b>	Lumens	11031.8	0.0	11031.8
	% Fixture	100.0	0.0	100.0

**Coefficient of Utilization**

**ZONAL LUMENS:**

Zone	Lumens	% Fixture
0°-10°	117.4	1.1
10°-20°	364.7	3.3
20°-30°	686.3	6.2
30°-40°	1215.4	11.0
40°-50°	2032.5	18.4
50°-60°	2832.3	25.7
60°-70°	2626.5	23.8
70°-80°	1046.7	9.5
80°-90°	110.0	1.0
90°-100°	0.0	0.0
100°-110°	0.0	0.0
110°-120°	0.0	0.0
120°-130°	0.0	0.0
130°-140°	0.0	0.0
140°-150°	0.0	0.0
150°-160°	0.0	0.0
160°-170°	0.0	0.0
170°-180°	0.0	0.0
0°-90°	11031.8	100.0
0°-180°	11031.8	100.0



REPORT NUMBER: P270021

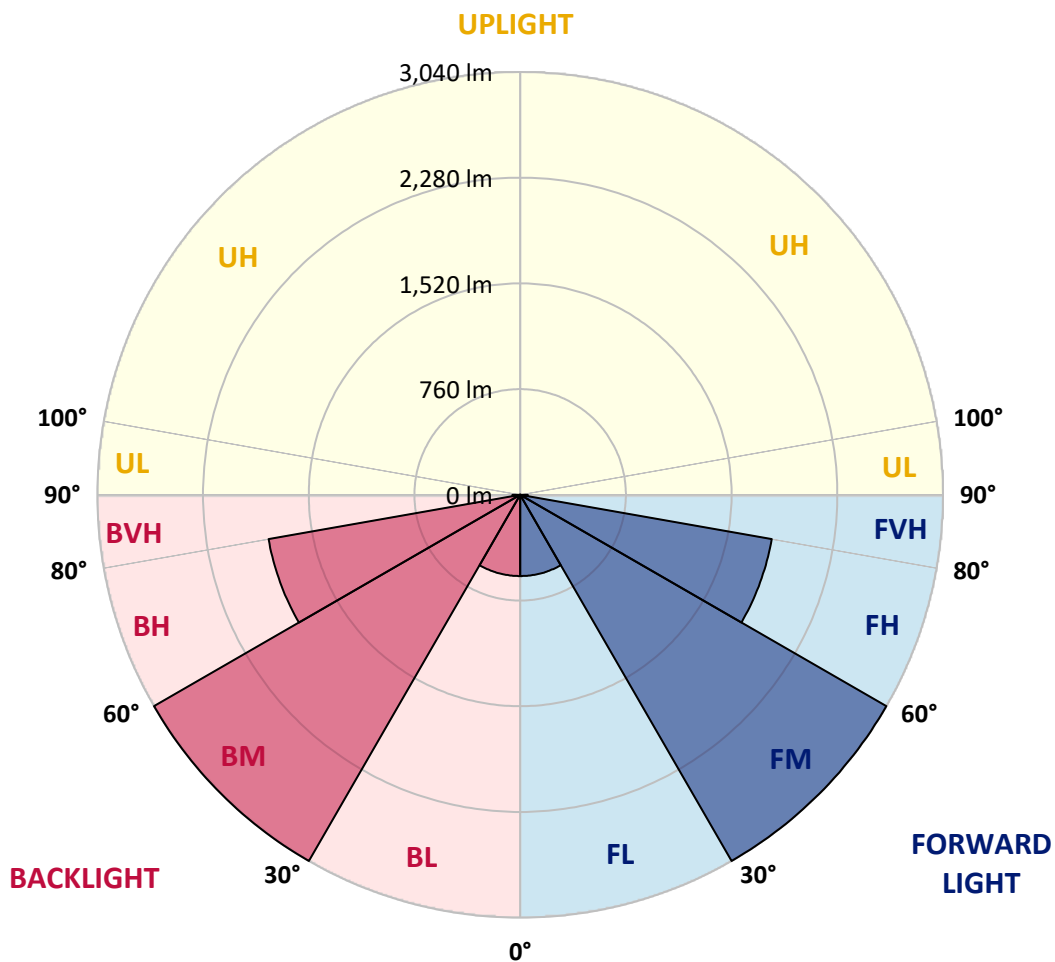
CATALOG NUMBER: GPC-AF-02-LED-E1-RW-7027

**LUMINAIRE CLASSIFICATION SYSTEM LUMEN TABLE AND BUG RATING:**

Zone	Lumens	% Fixture	Zone Rating/Lumen Limit		
			B	U	G
FL (0°-30°)	584.2	5.3			
FM (30°-60°)	3040.1	27.6			
FH (60°-80°)	1836.6	16.6			G2/5000
FVH (80°-90°)	55.0	0.5			G1/100
BL (0°-30°)	584.2	5.3	B2/1000		
BM (30°-60°)	3040.1	27.6	B3/5000		
BH (60°-80°)	1836.6	16.6	B3/2500		G3/2500
BVH (80°-90°)	55.0	0.5			G1/100
UL (90°-100°)	0.0	0.0		U0/0	
UH (100°-180°)	0.0	0.0		U0/0	

**BUG Rating: B3-U0-G3**

Type II Medium





REPORT NUMBER: P270021

CATALOG NUMBER: GPC-AF-02-LED-E1-RW-7027

**CANDELA DISTRIBUTION (FULL):**

	0°	5°	10°	15°	20°	25°	30°	35°	40°	45°	50°
0°	1223.8	1223.8	1223.8	1223.8	1223.8	1223.8	1223.8	1223.8	1223.8	1223.8	1223.8
2.5°	1221.7	1220.5	1221.7	1221.1	1222.1	1222.1	1223.1	1225.3	1225.3	1226.8	1226.2
5°	1209.6	1209.1	1210.6	1212.3	1213.8	1216.9	1220.1	1224.7	1228.4	1230.9	1233.6
7.5°	1186.1	1186.1	1188.3	1192.0	1195.6	1202.3	1209.6	1219.0	1228.4	1236.2	1243.0
10°	1166.9	1167.8	1170.5	1176.8	1183.0	1193.5	1203.4	1216.9	1230.0	1243.0	1253.5
12.5°	1155.4	1156.9	1161.7	1171.0	1181.5	1195.6	1210.6	1227.9	1242.4	1258.0	1268.5
15°	1159.1	1160.2	1166.9	1178.3	1192.0	1209.6	1230.0	1250.4	1267.5	1284.1	1298.2
17.5°	1179.4	1180.9	1188.7	1201.8	1215.9	1236.7	1258.6	1281.5	1302.9	1321.6	1339.0
20°	1215.9	1217.5	1227.4	1241.4	1258.0	1279.5	1301.4	1325.4	1349.3	1369.1	1388.4
22.5°	1267.5	1270.2	1279.5	1293.6	1312.3	1335.3	1361.3	1387.0	1409.8	1428.0	1445.3
25°	1335.3	1341.0	1349.9	1365.6	1385.4	1406.1	1434.4	1460.5	1482.4	1499.5	1511.9
27.5°	1431.2	1439.1	1445.8	1461.0	1480.1	1500.0	1528.1	1551.2	1571.9	1588.7	1598.1
30°	1558.4	1566.3	1573.0	1587.7	1605.4	1624.1	1650.6	1671.0	1684.1	1697.1	1696.5
32.5°	1712.8	1721.2	1723.7	1739.4	1757.5	1777.9	1801.9	1813.4	1823.7	1825.4	1816.0
35°	1885.4	1889.4	1899.9	1920.8	1941.6	1958.3	1981.2	1987.1	1987.1	1979.1	1958.3
37.5°	2074.5	2077.2	2091.9	2115.2	2136.6	2153.9	2169.4	2180.9	2175.2	2158.5	2123.7
40°	2282.1	2286.7	2307.7	2328.4	2352.5	2368.7	2385.3	2387.4	2381.6	2357.2	2309.7
42.5°	2480.2	2484.4	2505.3	2538.2	2569.4	2591.8	2607.4	2610.6	2592.2	2570.0	2511.0
45°	2650.7	2661.7	2688.7	2727.3	2772.7	2804.5	2825.9	2834.8	2818.6	2789.3	2721.1
47.5°	2785.7	2796.8	2835.3	2881.1	2937.5	2989.1	3024.6	3043.3	3039.1	3017.2	2942.7
50°	2884.8	2895.2	2937.0	2993.2	3059.0	3123.0	3183.6	3228.4	3244.0	3234.2	3165.8
52.5°	2896.2	2913.6	2962.5	3038.1	3123.6	3211.3	3297.1	3373.3	3425.0	3432.9	3382.2
55°	2736.2	2753.5	2821.1	2933.3	3060.5	3203.4	3341.1	3469.3	3570.9	3623.1	3596.5
57.5°	2358.7	2389.5	2460.9	2592.2	2779.4	2993.2	3212.8	3440.6	3647.6	3785.7	3812.3
60°	1807.6	1844.1	1916.1	2055.9	2264.4	2519.3	2812.4	3149.2	3514.7	3825.4	4011.0
62.5°	1159.5	1193.9	1269.6	1391.0	1561.1	1837.4	2151.8	2551.6	3042.7	3533.5	3975.5
65°	595.9	614.7	654.3	727.8	860.2	1066.7	1348.8	1747.7	2309.3	2914.6	3553.8
67.5°	377.5	381.2	390.0	400.5	434.3	505.7	637.2	885.8	1347.7	1979.1	2727.3
70°	326.4	326.4	322.2	320.6	324.8	334.7	355.1	413.0	568.8	939.5	1573.0
72.5°	298.7	295.6	288.4	282.5	281.6	281.6	285.8	294.6	319.5	382.7	615.8
75°	275.3	266.4	256.6	249.8	247.2	244.5	244.0	245.5	250.7	260.7	294.0
77.5°	246.7	235.1	223.7	216.9	213.7	210.2	207.0	203.3	200.7	203.8	218.5
80°	212.2	199.2	190.4	186.0	183.1	177.8	170.9	164.7	159.0	158.0	166.8
82.5°	170.9	155.9	156.5	158.0	152.3	144.9	137.6	130.9	120.9	115.7	120.9
85°	138.2	130.3	126.8	136.6	128.3	117.3	105.8	93.9	78.2	65.7	71.4
87.5°	53.7	53.7	80.3	123.5	111.1	90.6	77.8	66.3	41.2	31.8	32.2
90°	0.0	0.0	0.0	0.0	0.0	0.0	0.0	0.0	0.0	0.0	0.0



REPORT NUMBER: P270021

CATALOG NUMBER: GPC-AF-02-LED-E1-RW-7027

**CANDELA DISTRIBUTION (continued):**

	55°	60°	65°	70°	75°	80°	85°	90°
0°	1223.8	1223.8	1223.8	1223.8	1223.8	1223.8	1223.8	1223.8
2.5°	1225.7	1226.8	1226.2	1225.7	1225.7	1225.3	1225.7	1225.7
5°	1235.2	1237.8	1237.8	1238.9	1238.9	1239.3	1239.8	1239.3
7.5°	1249.3	1253.9	1257.1	1260.7	1261.2	1261.8	1262.7	1261.8
10°	1263.3	1272.7	1279.5	1286.3	1289.3	1290.4	1291.5	1291.5
12.5°	1281.1	1294.1	1306.0	1318.1	1323.8	1326.9	1326.9	1329.0
15°	1310.3	1323.3	1337.3	1353.6	1363.4	1368.7	1370.3	1370.3
17.5°	1351.4	1362.9	1374.9	1390.5	1403.1	1409.8	1411.3	1410.9
20°	1399.4	1410.3	1417.2	1427.0	1437.9	1445.8	1447.9	1447.9
22.5°	1454.1	1460.5	1461.5	1464.5	1473.4	1483.9	1488.5	1489.6
25°	1514.6	1516.2	1511.9	1511.9	1517.7	1527.7	1532.4	1532.9
27.5°	1592.9	1585.0	1574.5	1571.0	1574.5	1586.0	1591.7	1593.9
30°	1690.3	1671.6	1647.6	1634.6	1632.5	1647.6	1658.0	1659.6
32.5°	1801.9	1774.8	1743.0	1716.4	1709.7	1718.9	1731.6	1731.0
35°	1934.3	1902.0	1863.4	1829.6	1813.9	1823.3	1840.9	1843.1
37.5°	2087.1	2044.9	2000.5	1957.8	1933.3	1935.8	1954.7	1960.9
40°	2257.6	2202.9	2147.0	2089.6	2054.8	2048.0	2071.0	2074.5
42.5°	2440.1	2369.6	2299.3	2228.3	2183.6	2173.1	2199.7	2198.2
45°	2634.5	2544.9	2462.6	2384.3	2331.1	2315.6	2337.4	2337.4
47.5°	2843.7	2733.2	2635.1	2546.4	2488.6	2466.1	2487.0	2488.6
50°	3065.2	2947.9	2832.6	2734.1	2664.8	2636.2	2663.3	2667.3
52.5°	3285.8	3171.6	3055.3	2942.7	2858.8	2823.8	2855.2	2868.6
55°	3509.5	3397.3	3286.3	3176.2	3076.7	3035.6	3068.9	3086.0
57.5°	3745.7	3641.9	3536.0	3425.0	3329.1	3264.9	3300.4	3323.3
60°	4022.5	3933.9	3823.8	3701.2	3604.3	3539.1	3559.5	3579.8
62.5°	4241.4	4275.9	4182.6	4040.8	3916.2	3832.7	3852.6	3873.9
65°	4135.6	4488.7	4571.6	4428.1	4255.5	4125.7	4117.4	4128.3
67.5°	3456.8	4142.4	4642.4	4779.1	4634.5	4454.2	4420.7	4437.0
70°	2312.3	3166.3	4048.5	4705.5	4880.1	4810.3	4777.5	4787.3
72.5°	1110.6	1844.1	2746.7	3620.0	4151.7	4395.8	4474.0	4512.0
75°	406.2	731.9	1323.8	1994.9	2408.3	2787.8	3035.6	3136.6
77.5°	245.1	295.6	422.8	636.5	721.1	807.0	773.7	790.4
80°	181.5	205.0	232.0	260.7	270.1	270.1	259.6	251.3
82.5°	127.2	142.3	155.3	170.9	175.2	167.4	137.6	109.6
85°	81.8	88.7	94.4	104.3	101.7	96.9	65.1	57.9
87.5°	37.5	42.8	44.8	49.5	47.4	45.4	32.2	27.0
90°	0.0	0.0	0.0	0.0	0.0	0.0	0.0	0.0

(END OF REPORT)